

EGRESOS HOSPITALARIOS

PRINCIPALES CAUSAS REGISTRADAS EN EGRESOS HOSPITALARIOS, SEGÚN EDAD Y SEXO AÑO : 2009

| CAUSAS | 0-11 MESES | | 01-05 AÑOS | | 06-14 AÑOS | | 15-19 AÑOS | | 20-44 AÑOS | | 45-64 AÑOS | | 65 y+ | | TOTAL SEXO | | | | TOTAL GENERAL | |
|--|------------|----------|------------|----------|------------|-----------|------------|------------|------------|------------|------------|------------|------------|------------|-------------|-------------|-------------|-------------|---------------|--------------|
| | M | F | M | F | M | F | M | F | M | F | M | F | M | F | M | % | F | % | N | % |
| | 1 | 1 | 1 | 1 | 14 | 12 | 145 | 127 | 743 | 719 | 420 | 426 | 269 | 380 | 1593 | 48.9 | 1666 | 51.1 | 3259 | 100.0 |
| T O T A L | 1 | 1 | 1 | 1 | 14 | 12 | 145 | 127 | 743 | 719 | 420 | 426 | 269 | 380 | 1593 | 48.9 | 1666 | 51.1 | 3259 | 100.0 |
| APENDICITIS AGUDA, NO ESPECIFICADA | 0 | 0 | 0 | 0 | 4 | 1 | 54 | 69 | 248 | 219 | 56 | 82 | 15 | 22 | 377 | 11.6 | 393 | 12.1 | 770 | 23.6 |
| CALCULO DE CONDUCTO BILIAR CON COLECISTITIS | 0 | 0 | 1 | 0 | 0 | 0 | 0 | 3 | 27 | 44 | 26 | 31 | 6 | 14 | 60 | 1.8 | 92 | 2.8 | 152 | 4.7 |
| COLECISTITIS AGUDA | 0 | 0 | 0 | 0 | 0 | 0 | 0 | 0 | 15 | 40 | 13 | 24 | 5 | 5 | 33 | 1.0 | 69 | 2.1 | 102 | 3.1 |
| NEUMONIA, NO ESPECIFICADA | 0 | 0 | 0 | 0 | 0 | 0 | 2 | 1 | 5 | 9 | 8 | 13 | 21 | 33 | 36 | 1.1 | 56 | 1.7 | 92 | 2.8 |
| ACCIDENTE CEREBRO VASCULAR | 0 | 0 | 0 | 0 | 1 | 0 | 1 | 0 | 4 | 1 | 24 | 8 | 19 | 18 | 49 | 1.5 | 27 | 0.8 | 76 | 2.3 |
| PANCREATITIS AGUDA | 0 | 0 | 0 | 0 | 0 | 0 | 1 | 2 | 6 | 26 | 10 | 19 | 6 | 5 | 23 | 0.7 | 52 | 1.6 | 75 | 2.3 |
| INFECCION DE VIAS URINARIAS, SITIO NO ESPECIFICADO | 0 | 0 | 0 | 0 | 0 | 0 | 0 | 5 | 0 | 13 | 3 | 14 | 5 | 33 | 8 | 0.2 | 65 | 2.0 | 73 | 2.2 |
| APENDICITIS AGUDA CON PERITONITIS GENERALIZADA | 0 | 0 | 0 | 0 | 0 | 1 | 7 | 4 | 22 | 11 | 5 | 5 | 1 | 2 | 35 | 1.1 | 23 | 0.7 | 58 | 1.8 |
| FRACTURA DE LA DIAFISIS DE LA TIBIA | 0 | 0 | 0 | 0 | 0 | 0 | 5 | 1 | 32 | 6 | 7 | 4 | 2 | 1 | 46 | 1.4 | 12 | 0.4 | 58 | 1.8 |
| HERNIA INGUINAL UNILATERAL O NO ESPECIFICADA, SIN | 0 | 0 | 0 | 0 | 0 | 0 | 2 | 0 | 8 | 2 | 15 | 9 | 12 | 4 | 37 | 1.1 | 15 | 0.5 | 52 | 1.6 |
| COLECISTITIS CRONICA | 0 | 0 | 0 | 0 | 0 | 0 | 0 | 1 | 4 | 25 | 6 | 9 | 3 | 4 | 13 | 0.4 | 39 | 1.2 | 52 | 1.6 |
| TRAUMATISMO INTRACRANEAL, NO ESPECIFICADO | 0 | 0 | 0 | 0 | 0 | 2 | 6 | 2 | 20 | 5 | 8 | 6 | 2 | 1 | 36 | 1.1 | 16 | 0.5 | 52 | 1.6 |
| FRACTURA DE OTRAS PARTES DE LA PIERNA | 0 | 0 | 0 | 0 | 1 | 0 | 3 | 0 | 15 | 10 | 10 | 5 | 0 | 5 | 29 | 0.9 | 20 | 0.6 | 49 | 1.5 |
| SEPTICEMIA, NO ESPECIFICADA | 0 | 0 | 0 | 0 | 0 | 0 | 0 | 1 | 1 | 5 | 4 | 4 | 8 | 21 | 13 | 0.4 | 31 | 1.0 | 44 | 1.4 |
| ABORTO ESPONTANEO, INCOMPLETO, SIN COMPLICACION | 0 | 0 | 0 | 0 | 0 | 0 | 0 | 7 | 0 | 33 | 0 | 0 | 0 | 0 | 0 | 0.0 | 40 | 1.2 | 40 | 1.2 |
| RESTO DE CAUSAS | 1 | 1 | 0 | 1 | 8 | 8 | 64 | 31 | 336 | 270 | 225 | 193 | 164 | 212 | 798 | 24.5 | 716 | 22.0 | 1514 | 46.5 |

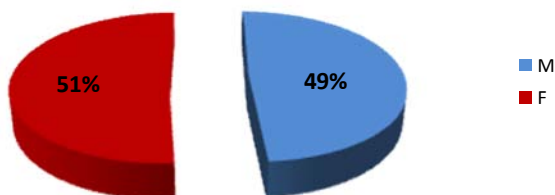
FUENTE: EGRESOS HOSPITALARIOS
OFICINA DE ESTADISTICA E INFORMATICA - HEICU

PRINCIPALES CAUSAS REGISTRADAS EN EGRESOS HOSPITALARIOS AÑO : 2009



FUENTE: EGRESOS HOSPITALARIOS
OFICINA DE ESTADISTICA E INFORMATICA - HEICU

EGRESOS HOSPITALARIOS POR SEXO AÑO : 2009



FUENTE: EGRESOS HOSPITALARIOS
OFICINA DE ESTADISTICA E INFORMATICA - HEICU

**PRINCIPALES DISTRITOS EN EGRESOS HOSPITALARIOS, SEGÚN EDAD Y SEXO
AÑO : 2009**

| DISTRITOS | 0-11 MESES | | 01-05 AÑOS | | 06-14 AÑOS | | 15-19 AÑOS | | 20-44 AÑOS | | 45-64 AÑOS | | 65 y + | | TOTAL SEXO | | | TOTAL GENERAL | | |
|-------------------------|------------|----------|------------|----------|------------|-----------|------------|------------|------------|------------|------------|------------|------------|------------|-------------|-------------|-------------|---------------|-------------|--------------|
| | M | F | M | F | M | F | M | F | M | F | M | F | M | F | M | % | F | % | N | % |
| T O T A L | 1 | 1 | 1 | 1 | 14 | 12 | 145 | 127 | 743 | 719 | 420 | 426 | 269 | 380 | 1593 | 48.9 | 1666 | 51.1 | 3259 | 100.0 |
| CHORRILLOS | 0 | 0 | 0 | 0 | 6 | 4 | 32 | 24 | 144 | 119 | 66 | 81 | 45 | 51 | 293 | 9.0 | 279 | 8.6 | 572 | 17.6 |
| SANTIAGO DE SURCO | 0 | 0 | 0 | 0 | 3 | 1 | 17 | 22 | 83 | 133 | 68 | 57 | 36 | 65 | 207 | 6.4 | 278 | 8.5 | 485 | 14.9 |
| SAN JUAN DE MIRAFLORES | 0 | 0 | 1 | 0 | 1 | 0 | 17 | 13 | 87 | 93 | 44 | 68 | 23 | 37 | 173 | 5.3 | 211 | 6.5 | 384 | 11.8 |
| SURQUILLO | 0 | 0 | 0 | 0 | 1 | 1 | 15 | 18 | 55 | 64 | 38 | 40 | 39 | 48 | 148 | 4.5 | 171 | 5.2 | 319 | 9.8 |
| VILLA MARIA DEL TRIUNFO | 0 | 0 | 0 | 0 | 1 | 0 | 11 | 10 | 56 | 57 | 27 | 49 | 30 | 28 | 125 | 3.8 | 144 | 4.4 | 269 | 8.3 |
| MIRAFLORES | 0 | 0 | 0 | 0 | 0 | 0 | 10 | 2 | 31 | 28 | 30 | 21 | 20 | 16 | 91 | 2.8 | 67 | 2.1 | 158 | 4.8 |
| VILLA EL SALVADOR | 0 | 0 | 0 | 0 | 0 | 0 | 6 | 9 | 48 | 35 | 22 | 10 | 10 | 14 | 86 | 2.6 | 68 | 2.1 | 154 | 4.7 |
| SAN BORJA | 1 | 1 | 0 | 0 | 0 | 1 | 4 | 4 | 24 | 21 | 17 | 19 | 2 | 27 | 48 | 1.5 | 73 | 2.2 | 121 | 3.7 |
| BARRANCO | 0 | 0 | 0 | 0 | 0 | 2 | 4 | 1 | 25 | 24 | 24 | 13 | 8 | 16 | 61 | 1.9 | 56 | 1.7 | 117 | 3.6 |
| LIMA CERCA DO | 0 | 0 | 0 | 0 | 0 | 0 | 5 | 1 | 29 | 9 | 10 | 5 | 7 | 7 | 51 | 1.6 | 22 | 0.7 | 73 | 2.2 |
| LA VICTORIA | 0 | 0 | 0 | 0 | 1 | 0 | 3 | 3 | 17 | 9 | 3 | 8 | 7 | 6 | 31 | 1.0 | 26 | 0.8 | 57 | 1.7 |
| ATE | 0 | 0 | 0 | 0 | 1 | 0 | 2 | 2 | 13 | 13 | 3 | 9 | 2 | 6 | 21 | 0.6 | 30 | 0.9 | 51 | 1.6 |
| SAN JUAN DE LURIGANCHO | 0 | 0 | 0 | 0 | 0 | 0 | 0 | 1 | 11 | 10 | 4 | 6 | 6 | 6 | 21 | 0.6 | 23 | 0.7 | 44 | 1.4 |
| LINCE | 0 | 0 | 0 | 0 | 0 | 0 | 3 | 2 | 3 | 10 | 6 | 2 | 4 | 13 | 16 | 0.5 | 27 | 0.8 | 43 | 1.3 |
| SAN ISIDRO | 0 | 0 | 0 | 0 | 0 | 0 | 1 | 2 | 4 | 12 | 5 | 4 | 4 | 7 | 14 | 0.4 | 25 | 0.8 | 39 | 1.2 |
| RESTO DE CAUSAS | 0 | 0 | 0 | 1 | 0 | 3 | 15 | 13 | 113 | 82 | 53 | 34 | 26 | 33 | 207 | 6.4 | 166 | 5.1 | 373 | 11.4 |

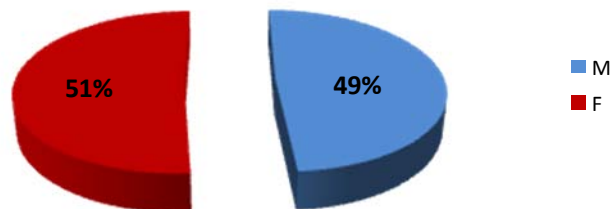
FUENTE: EGRESOS HOSPITALARIOS
OFICINA DE ESTADISTICA E INFORMATICA - HEICU

**PRINCIPALES DISTRITOS DE PROCEDENCIA EN EMERGENCIA Y URGENCIA
AÑO 2009**



FUENTE: HOJA DE EMERGENCIA Y URGENCIA
OFICINA DE ESTADISTICA E INFORMATICA - HEICU

**EGRESOS HOSPITALARIOS POR SEXO
AÑO : 2009**



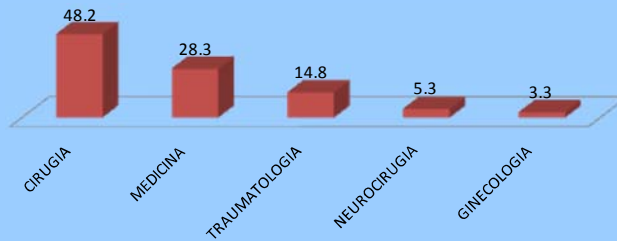
FUENTE: EGRESOS HOSPITALARIOS
OFICINA DE ESTADISTICA E INFORMATICA - HEICU

**ATENCIONES EN EGRESOS HOSPITALARIOS, SEGÚN DEPARTAMENTOS, EDAD Y SEXO
AÑO : 2009**

| DEPARTAMENTOS | 0-11 MESES | | 01-05 AÑOS | | 06-14 AÑOS | | 15-19 AÑOS | | 20-44 AÑOS | | 45-64 AÑOS | | 65 y + | | TOTAL SEXO | | | TOTAL GENERAL | | |
|------------------|------------|---|------------|---|------------|----|------------|-----|------------|-----|------------|-----|--------|-----|------------|------|------|---------------|------|-------|
| | M | F | M | F | M | F | M | F | M | F | M | F | M | F | M | % | F | % | N | % |
| T O T A L | 1 | 1 | 1 | 1 | 14 | 12 | 145 | 127 | 743 | 719 | 420 | 426 | 269 | 380 | 1593 | 48.9 | 1666 | 51.1 | 3259 | 100.0 |
| CIRUGIA | 0 | 0 | 1 | 0 | 8 | 2 | 81 | 83 | 400 | 427 | 174 | 221 | 77 | 98 | 741 | 22.7 | 831 | 25.5 | 1572 | 48.2 |
| MEDICINA | 1 | 0 | 0 | 0 | 1 | 0 | 21 | 24 | 92 | 138 | 155 | 135 | 144 | 210 | 414 | 12.7 | 507 | 15.56 | 921 | 28.3 |
| TRAUMATOLOGIA | 0 | 0 | 0 | 0 | 4 | 3 | 35 | 7 | 180 | 47 | 67 | 49 | 24 | 67 | 310 | 9.5 | 173 | 5.308 | 483 | 14.8 |
| NEUROCIRUGIA | 0 | 0 | 0 | 1 | 1 | 4 | 8 | 2 | 71 | 19 | 23 | 16 | 24 | 5 | 127 | 3.9 | 47 | 1.442 | 174 | 5.3 |
| GINECOLOGIA | 0 | 1 | 0 | 0 | 0 | 3 | 0 | 11 | 0 | 88 | 1 | 5 | 0 | 0 | 1 | 0.0 | 108 | 3.314 | 109 | 3.3 |

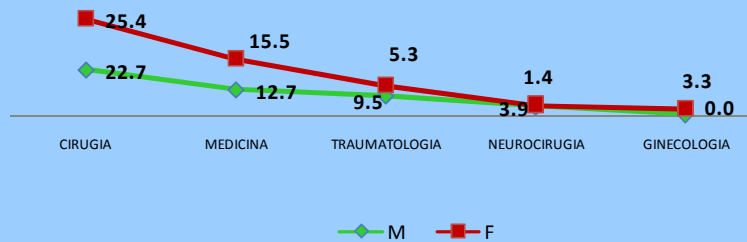
FUENTE: EGRESOS HOSPITALARIOS
OFICINA DE ESTADISTICA E INFORMATICA - HEJCU

**ATENCIONES POR DEPARTAMENTOS EN EGRESOS HOSPITALARIOS
AÑO : 2009**



FUENTE: EGRESOS HOSPITALARIOS
OFICINA DE ESTADISTICA E INFORMATICA - HEJCU

**EGRESOS HOSPITALARIOS SEGUN DEPARTAMENTOS Y SEXO
AÑO : 2009**



FUENTE: EGRESOS HOSPITALARIOS
OFICINA DE ESTADISTICA E INFORMATICA - HEJCU